

DECISION**31 / 10 / 2015****SUBJECT: ACTIVITIES AND CHARGES SUBJECT TO ECONOMIC REGULATION. CHARGES CONSULTATION PROCESS 2016.****BASICS DOCUMENTS:** DMS no. 564406 of 30.10.2015 and attached documents**DISCLOSURE:**

In the terms of decree-law 254/2012, published on November 28th, changed by decree-law 108/2013 published on July 31th and of the Concession Contracts for the airport public service established with the Portuguese Government, ANA Aeroportos de Portugal SA (ANA) is the Concessionaire of national airports in Portugal's mainland (Lisbon, Porto, Faro and Beja), in the Azorean Autonomous Region (Ponta Delgada, Santa Maria, Horta and Flores) and of the regional airports of the Madeira Autonomous Region (Madeira and Porto Santo).

With the stated objective of setting January 1st 2016 as the date for effect of the 2016 charges applicable to activities subject to economic regulation, on August 1st 2015, ANA formally launched the consultation process for the Users of the Lisbon Group airports (Lisbon, Beja, Ponta Delgada, Santa Maria, Horta, Flores, Madeira e Porto Santo), Porto airport and Faro airport.

The consultation procedure began more than 120 days before the new regulated charges come into effect, thus meeting the legally established deadline.

The airports' users, its representatives or associations were consulted and the Autonomous Regions of the Azores and Madeira were heard under the terms and for the purposes of articles 72 and 79 of Decree Law no. 254/2012.

In order to simplify the process and to allow an integrated and global understanding of the adjustments in the regulated charges system for 2016, ANA, just as in the Consultation Process of 2015, combined into a single procedure three distinct charges consultations applicable in 2016, regarding traffic and ground handling assistance activities subject to economic regulation, as well as security activities that generate revenue for the Concessionaire and the assistance to Passengers with Reduced Mobility (PRM).

Regarding the consultation process for 2016 security charges, now concluded, we are awaiting for the governmental decision and publication, in the terms and for the effects mentioned on n. 2 of article 52 of decree-law n. 254/2012.

As for the Consultation for the Charges of PRM assistance for 2016, also concluded, we are awaiting the approval of the Board of the National Civil Aviation Authority (ANAC), in the terms of n. 3 of article 61 of decree-law 254/2012.

Closing the consultation process for 2016 charges applicable to the activities of traffic and ground handling that are subject to economic regulation, under the terms of Decree Law no. 254/2012 and of Annex 12 of the Concession Contract, it is important to consider that:

- a.** The charges proposals presented were formulated in strict compliance with the terms and limits established in Annex 12 of the Concession Contract for the RRC_{16} of the airports in the Lisbon Group, Porto airport and Faro airport, confirming the amounts proposed for the security and assistance to passengers with reduced mobility (PRM) charges.
- b.** With the publication of the actual HIPC (27 countries of the European Union) reported in August 2015, at 0.1%, instead of the 0.2% estimate initially presented, ANA, as expressly stated in the consultation process, recalculated the regulated revenue cap for each of the airports in the network, and the value of each of the regulated charges, maintaining all the previously estimated modulations and the methodology defined in Annex 12 of the Concession Contract. The details of the recalculation of the adjusted regulated charges after applying the actual HIPC (27 countries of the European Union), reported in August 2015, at 0.1% are mentioned and integrated on this Decision - annex 1.
- c.** ANA charges proposal adjusted by applying the HIPC reported in August 2015 at 0,1%, are stated in the Table of charges subject to economic regulation, integrated on this Decision- annex II.
- d.** The variation in the set of ANA's regulated charges represents in annual terms an average increase of 2,82%, with the following distribution across ANA airports:
 - Lisbon: 4,44%
 - Azores: 0,73%
 - Madeira: -1,02%
 - Porto: 1,41%
 - Faro: 0,89%
 - Beja: 0,00%

- e.** In absolute terms, the increase in regulated revenue per terminal passenger is €0.27 in ANA network, with the following distribution across the airports:
- Lisbon: €0.46
 - Azores: -€0.05
 - Madeira:- €0.12
 - Porto: €0.11
 - Faro: €0.07
 - Beja: €0,00
- f.** The absolute evolutions proposed do not constitute an excessive adjustment of charges, nor do they compromise the activities developed at ANA airports, even including charges reduction for Madeira Airports.
- g.** In terms of modulation of the charges structure, the measures proposed by ANA aim, essentially at Lisbon Airport, to promote efficiency and rationalization/optimisation of the capacity of airside infrastructures, namely parking stands and on the terminal, the check-in counters. The measures aim, as well, the strengthening of the competitive positioning of the Lisbon hub by means of increasing competitiveness in the transfer passenger segment and also by fighting Faro airport seasonality in the IATA winter season.
- h.** The RRC₂₀₁₆ published by ANA for the airports of the Lisbon Group, Porto airport and Faro airport have to be based on a traffic forecast for 2016, so, inevitably, they assume a provisional nature, thus being susceptible to possible adjustment regarding the actual traffic in 2016. The adjustment will determine, in the event of lower traffic than initially forecasted, a refund by ANA of the difference resulting from the error in the forecast of the number of terminal passengers, or, on the other hand, in the event of higher traffic than initially forecasted, to adjustments provided for in no. 5 of Annex 12 of the Concession Contract.
- i.** All the reports received within the legal deadline from the consulted users, their representatives or associations as well as from the Azorean and Madeira Autonomous Regions, were carefully

evaluated. ANA has sent its comments to the Regulatory Authority and to all consulted users and entities, complying to what is stated in no 4 of article 71 of decree law no 254/2012.

Within this framework, it was decided, pursuant to line b) of no. 7 of article 7 and n. 4 of article 71, both from decree-law n. 254/2012 and under the terms and on the legal and economic grounds stated in the basic documents that are an integrating part of this Decision:

- 1.** To maintain the charges proposals presented by ANA for the airports of the Lisbon Group, Porto airport and Faro airport, duly reviewed according to the variation of the value of the HIPC published by Eurostat reported in August 2015 for the value initially indicated in the charges consultation process launched in August 1st 2015.
- 2.** To approve the ANA charges proposal for the charges subject to economic regulation to be applied in 2016, effective from 1 January 2016, assumed in the Table of Regulated Charges - Annex II of this Decision.

This Decision is taken waiving a hearing of interested parties, pursuant of lines d) and e) of article 124 of the Administrative Procedural Code approved by decree-law n. 4/2015, of January 7, considering the charges consultation process for 2016 and the level of participation of the Users, their representatives or associations in the process, as well as the Azores and Madeira Autonomous Regions:

As required on n. 5 of article 71 of decree-law 254/2012, this Decision will be published in ANA's website, along with the approved Table of Charges for 2016 - annex II.

PRESIDENT OF THE BOARD OF DIRECTORS AND CEO

Jorge Ponce de Leão

ANA- Aeroportos de Portugal, October 30, 2015

ANNEXES:

- I - Revision of the Regulated Revenue Cap for 2016, by application of the actual HICP (27 countries of the European Union), reported for August 2015.
- II- Tables of regulated charges, effective from 1 January 2016

ANNEX I

Revision of the Regulated Revenue Cap for 2016 by application of the actual HICP, reported for August 2015

1. LISBON GROUP

Methodology for calculating the Regulated Revenue Cap for 2016, RRC_{2016}

		HIPC 0,2% Charges Proposal	HIPC 0,1% Proposal Review
Price Cap for 2015	PC 2015	12,01€	12,01€
HIPC Indexation Factor August of the year 2015 – Efficiency Factor X	$1 + (HIPC - X) = F_i$	$1 + (0,2\% - 0\%) = 1,002$	$1 + (0,1\% - 0\%) = 1,002$
Indexed Price Cap 2015	$PC_{2015} \cdot F_i$	12,01€€	12,01€
Adjustments			
- Economic and financial equilibrium of the concession (clause 25, C.C.)	$(\Delta 1_{2016})$	0	0
- Agreement for NAL development (clause 48, C.C.)	$(\Delta 2_{2016})$	0	0
- Benchmark Test (from 2015)	$(\Delta 3_{2016}) = 2\% \cdot PC_{2015}$	0,24€	0,24€
- Sharing of traffic risk	$(\Delta 4_{2016})$	0	0
Price Cap 2016	$((PC_{2015} \cdot F_i) + (\Delta 1) + (\Delta 2) + (\Delta 3) + (\Delta 4)) = PC_{2016}$	12,27€	12,26€
Effective Airside Retail Revenue 2012 indexed for 2015	Airside Retail Revenue 2015 (a)	35.843.747€	35.843.747€
HIPC Indexation Factor August 2015	HIPC August 2015 annualised in % (b)	0,2%	0,2%
Contribution of Indexed Airside Retail Revenue (M€) (ARC 2016)	$(a) \cdot (1 + (b)) = ARC_{2016}$	35.915.434€	35.915.434€
Estimated Number of Terminal Passengers in year 2016 (mppa)	TP_{2016}	24.725.014	24.725.014
Contribution of Airside Retail Revenue 2016 (€) per TP	$ARC_{2016} / TP_{2016} = (c)$	1,45€	1,45€
Regulated Revenue Cap 2016	$PC_{2016} - (c) = RRC_{2016}$	10,82€	10,81€

The amount of the Regulated Revenue Cap (RRC) shall be increased by € 4.705.434 [$€ 4.601.795 \cdot (1 + 2.15\%) \cdot (1 + 0.1\%)$] in order to recover the deviation due to forecasting errors that occurred in 2014 under the terms of Annex 12 of the Concession Contract.

The Regulated Revenue Cap (RRC) will be applied on each of the airports of the Lisbon Group, according to the amounts established on the following table, applying the conditions defined for minor airports:

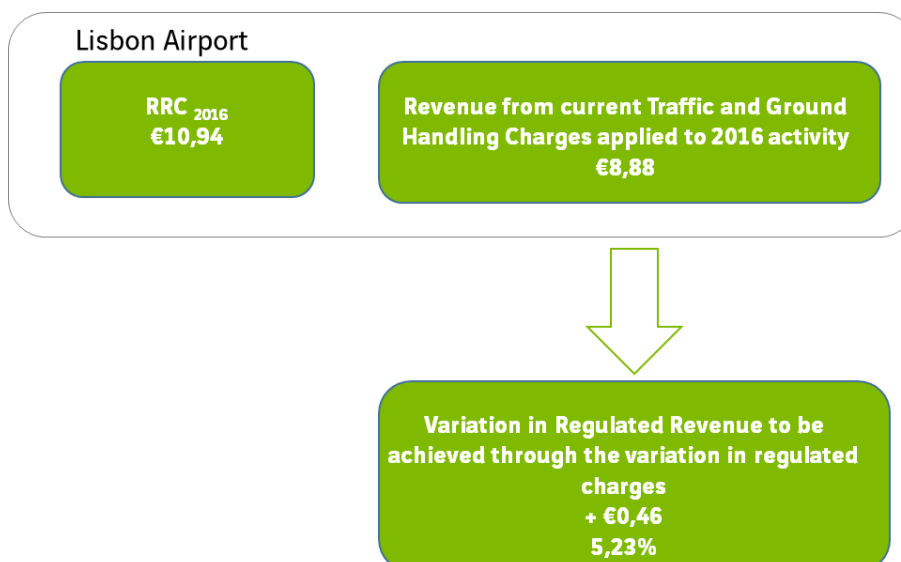
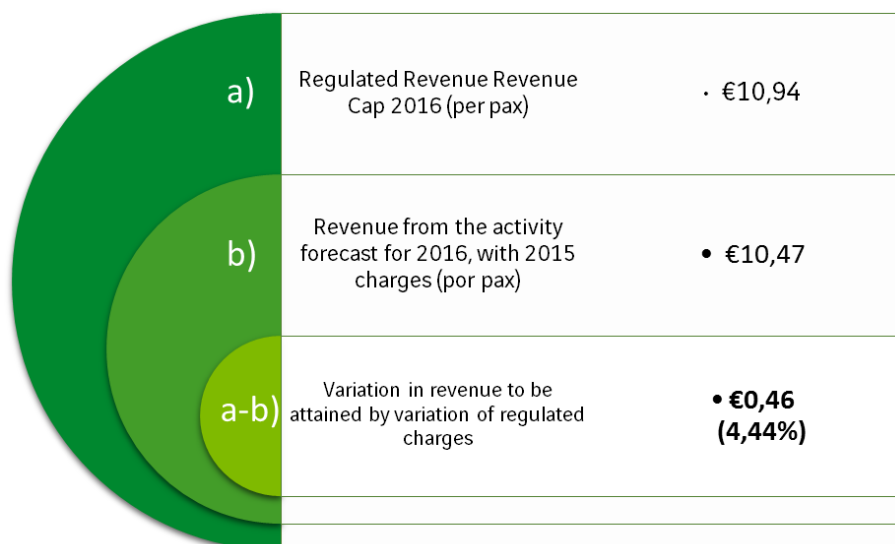
		LISBON GROUP	AZORES	MADEIRA	BEJA
Regulated Revenue Cap 2016	€	267.256.287	11.018.198	34.032.947	2,798
	€/pax	10.81	6.97	12.02	12.66
Regulated Revenue with current charges	€	258.086.841	10.938.831	34.384.135	2,798
	€/pax	10.44	6.92	12,14	12,66
Overall Increase required in regulated charges	%	3.55%	0.73%	-1.02%	0%
	€/pax	0.37	0.05	-0.12	0.00



	LISBON
Regulated Revenue Cap 2016	€ 222,202.345
	€/pax 10,94
Regulated Revenue with current charges	€ 212.761.079
	€/pax 10,47
Overall Increase required in regulated charges	% 4,44%
	€/pax 0.46

1.1 LISBON AIRPORT

Traffic charges overall annual increase: 4,44%



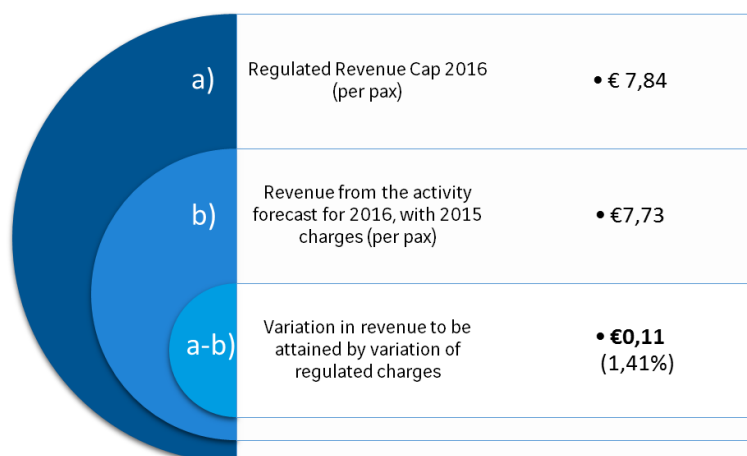
1.2. PORTO AIRPORT

Calculation of the Regulated Revenue Cap for 2016 (RRC 2016) – Porto Airport

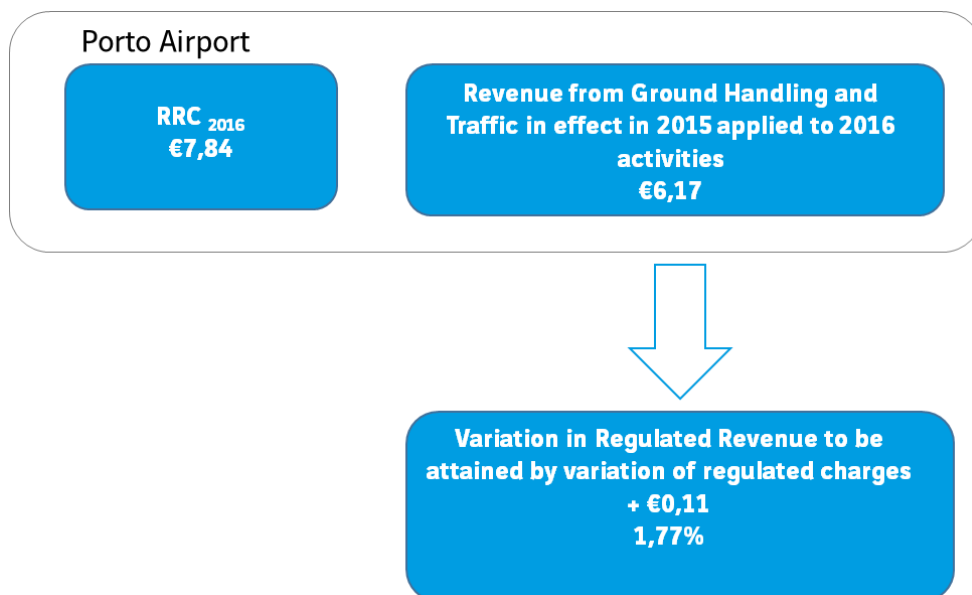
		HIPC 0,2% Charges Proposal	HIPC 0,1% Proposal Review
Price Cap 2015	RC₂₀₁₅	8.67 €	8.67 €
HIPC Indexation Factor August of the year 2015 Efficiency Factor X	$1 + (\text{HIPC} - X) = F_i$	$1 + (0.2\% - 1\%) = 0.992$	$1 + (0.1\% - 1\%) = 0.991$
Indexed Price Cap 2015	RMC₂₀₁₅ * F_i	8.60 €	8.59 €
Adjustments - Economic and financial equilibrium of the concession (clause 25, C.C.)	($\Delta 1_i$)	0	0
Price Cap 2016	(RC₂₀₁₅ * F_i) + ($\Delta 1_i$) = RC₂₀₁₆	8.60 €	8.59 €
Effective Airside Retail Revenue 2012 indexed for 2015	Airside Retail Revenue 2014 (a)	6.295.910€	6.295.910€
HIPC Indexation Factor E August 2015	HIPC E August 2015 annualised in % (b)	0.2%	0.1%
Contribution of Indexed Airside Retail Revenue (M€) (ARC 2016)	(a) * (1 + (b)) = ARC 2016	6.308.501€	6.302.206€
Estimated Number of Terminal Passengers in year 2016 (mppa)	TP ₂₀₁₆	8.422.035	8.422.035
Contribution of Airside Retail Revenue 2016 (€) per TP	ARC₂₀₁₆ / TP₂₀₁₆ = (c)	0.75 €	0.75 €
Regulated Revenue Cap 2016	PC₂₀₁₆ - (c) = RRC₂₀₁₆	7.85 €	7.84 €

The amount of the Regulated Revenue Cap (RRC) shall be increased by € 631.424 (€ 630.794 indexed to the HICP for August 2015) in order to recover the deviation, due to forecasting errors that occurred in 2014.

Overall increase in annual regulated charges of 1.41%.



Traffic and ground handling regulated charges for Porto Airport will have to increase, in average terms, 1.77% regarding the additional amount of € 0,11 per passenger.

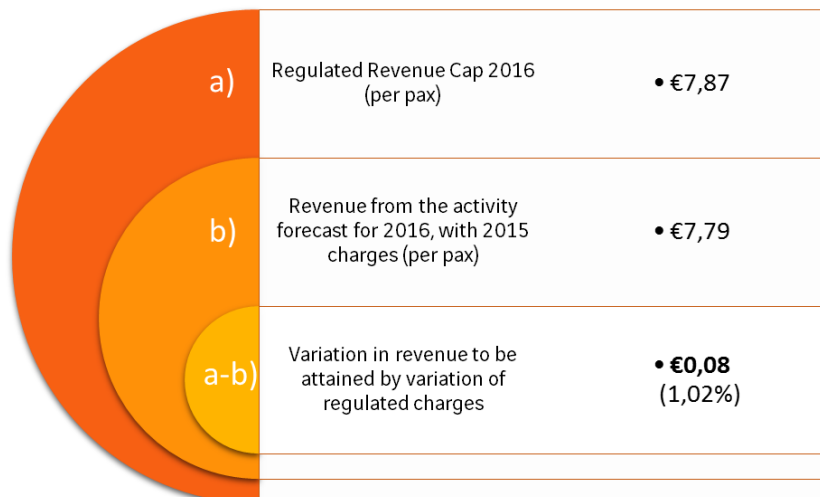


1.3 FARO AIRPORT

Methodology for Calculating the Regulated Revenue Cap for 2016 (RRC2016)

		HIPC 0,2% Charges Proposal	HIPC 0,1% Proposal Review
Price Cap year 2014	PC₂₀₁₄	9,39€	9,39€
August HIPC Indexation Factor for year 2014 – X	$1 + (\text{HIPC} - X) = F_i$	$1 + (1,1\% - 1\%)$	$1 + (0,8\% - 1\%)$
Efficiency Factor X		=1,001	=0,998
Price Cap 2013 indexed	PC₂₀₁₄ * F_i	9,402€	9,374€
Adjustments			
- Economic and financial balance of the concession (clause 25 CC)	(Δ1 _i)	0	0
Price Cap 2015	(PC₂₀₁₄ * F_i) + (Δ1_i) = PC₂₀₁₅	9,402€	9,374€
Effective Airside Retail Revenue for 2012 indexed for year 2014	Airside Retail Revenues 2014 (a)	9.146.850€	9.146.850€
August HIPC Indexation Factor 2014	HIPC August 2014 annualized, in % (b)	1,1%	0,8%
Airside Retail Contribution Indexed (M€) (ARC 2015)	$(a) * (1 + (b)) = \text{ARC}_{2015}$	9.247.465€	9.220.024€
Terminal Passengers Forecast for year 2015 (mppa)	TP ₂₀₁₅	6.167.052	6.167.052
Airside Retail Contribution 2015 (€) per TP	$\text{ARC}_{2015} / \text{TP}_{2015} = (c)$	1,499€	1,495€
Regulated Revenue Cap 2015	PC₂₀₁₅ - (c) = RRC₂₀₁₅	7,903€	7,880€

The overall increase in annual regulated charges of 0.89%.



Faro Airport

RRC 2016
€7,86

Revenue from Ground Handling and Traffic
in effect in 2015 applied to 2016 activities
€6,24



Variation in Regulated Revenue to be
attained by variation of regulated charges
+ €0,07
1,11%

ANNEX I

TABLES OF REGULATED CHARGES, EFFECTIVE FROM 1 JANUARY 2015

LISBON AIRPORT

2015 REGULATED CHARGES TABLE

CHARGES	JANUARY 2015	DECEMBER 2015	JANUARY 2016	ADDITIONAL (d)
1. LANDING/TAKE-OFF				
Aircrafts up to 25 tonnes, per tonne	5,91	6,20	5,57	0,61
25 to 75 tonnes, per tonne above 25 tonnes	7,03	7,37	6,62	0,72
75 to 150 tonnes, per tonne above 75 tonnes	8,27	8,67	7,79	0,85
over 150 tonnes, per tonne above 150 tonnes	6,27	6,58	5,91	0,64
Minimum charge per landing	182,94	191,96	172,35	18,72
2. PARKING				
2.1. Traffic Areas (a):				
Aircrafts up to 14 tonnes (per 24h or fraction)				
up to 24h or fraction	26,52	27,94	27,28	
24h to 48h or fraction	53,02	55,88	68,17	
48h to 72h or fraction	87,34	92,04	112,29	
over 72h or fraction	126,20	132,99	162,26	
Aircrafts over 14 tonnes (per tonne):				
up to 24h or fraction	1,78	1,88	1,83	
24h to 48h or fraction	3,56	3,75	4,58	
48h to 72h or fraction	5,86	6,18	7,54	
over 72h or fraction	8,49	8,94	10,91	
2.2. Surcharge (per 15 minutes or fraction)	53,55	56,43	68,85	
2.3. Air Bridge (GPS included)				
1 Air bridge, per minute of use, up to 2 hours	3,93	4,14	4,04	
1 Air bridge, per minute of use, over 2 hours	4,68	4,93	4,82	
2.4. GPS (Ground Power System)				
per minute of use	1,35	1,43	1,39	
3. HANGAR (per tonne and per 24h or fraction)	3,60	3,79	3,70	
4. PASSENGER SERVICE (per departing passenger)				
Passenger O / D				
Flights inside Schengen Area	9,28	9,78	9,80	
Intra EU flights outside Schengen Area	12,10	12,75	16,13	
International flights	17,19	18,11	17,93	
Transfer Passengers				
Flights inside Schengen Area	7,68	8,09	8,04	
Intra EU flights outside Schengen Area	10,01	10,55	10,40	
International flights	13,59	14,32	14,03	
5. PASSENGER HANDLING (per check-in desk)				
For the first four periods of 15 minutes or fraction	1,49	1,57	1,92	
For the following 15 minutes or fraction	1,45	1,52	1,86	
Per month	1148,22	1210,00	1476,33	
6. BAGGAGE HANDLING				
Per embarked baggage processed at the sorting baggage system	0,37	0,39	0,38	
7. CUPPS (Common Use Processing Passenger System) E CUSS (Common Use Self-Service)				
Per departing passenger	0,084	0,084	0,084	
8. BRS – Baggage Reconciliation System				
Per baggage processed at the system	0,084	0,084	0,084	
9. SECURITY (c) (per departing passenger):				
Flights inside Schengen Area	2,50	2,50	2,31	
Intra EU flights outside Schengen Area	2,50	2,50	2,31	
International flights	2,50	2,50	2,31	
10. ASSISTANCE TO PASSENGERS WITH REDUCE MOBILITY (c)				
Per departing passenger	0,46	0,46	0,40	

NOTE:

(a) - In 2014, the parking charge is not due for the first 90 minutes after landing and 90 minutes before take-off.

In 2015, the parking charge:

For aircrafts up to 100 tonnes: it is not due for the first 30 minutes after landing and 30 before take-off.

For aircrafts over 100 tonnes: it is not due for the first 90 minutes after landing and 90 minutes before take-off.

(b) - Value currently received by the Airport Manager.

(c) - The invoice of this charge will follow the invoicing rules, including exemptions, applicable to passenger service charge. This charge is not applied to General Aviation

(d) - Value to recover the Miscalculation adjustment from 2014

PORTO AIRPORT

2015 REGULATED CHARGES TABLE

CHARGES	JANUARY 2015	DECEMBER 2015	JANUARY 2016	
1. LANDING/TAKE-OFF				ADDITIONAL (d)
Aircrafts up to 25 tonnes, per tonne	4,92	5,01	4,74	0,24
25 to 75 tonnes, per tonne above 25 tonnes	5,97	6,08	5,76	0,29
75 to 150 tonnes, per tonne above 75 tonnes	7,03	7,16	6,79	0,35
over 150 tonnes, per tonne above 150 tonnes	4,95	5,04	4,77	0,24
Minimum charge per landing	98,42	100,20	94,92	4,84
2. PARKING				
2.1. Traffic Areas (a):				
All aircrafts (per tonne and per 24h or fraction)	1,56	1,59	1,59	
2.2. Surcharge (per 15 minutes or fraction)	47,11	48,01	47,95	
2.3. Air Bridge (GPS not included)				
1 Air bridge, per minute of use	1,84	1,87	1,87	
2 Air bridge, per minute of use	2,74	2,79	2,79	
2.4. GPS (Ground Power System)				
per minute of use	0,24	0,24	0,24	
3. HANGAR CHARGE (per tonne and per 24h or fraction)	3,16	3,22	3,22	
4. PASSENGER SERVICE (per departing passenger)				
Flights inside Schengen Area	8,12	8,27	8,51	
Intra EU flights outside Schengen Area	10,58	10,78	11,02	
International flights	14,41	14,68	14,92	
5. PASSENGER HANDLING (per check-in desk)				
First hour or fraction	6,27	6,39	6,38	
Next 1/2 hours or fraction	3,05	3,11	3,10	
Per month	961,93	980,22	978,98	
6. BAGGAGE HANDLING				
Per embarked baggage processed at the sorting baggage system	0,35	0,36	0,36	
7. CUPPS (Common Use Processing Passenger System) E CUSS (Common Use Self-Service)				
Per departing passenger	0,188	0,188	0,188	
8. BRS – Baggage Reconciliation System				
Per baggage processed at the system	0,084	0,084	0,084	
9. SECURITY (b) (per departing passenger)				
Flights inside Schengen Area	2,50	2,50	2,31	
Intra EU flights outside Schengen Area	2,50	2,50	2,31	
International flights	2,50	2,50	2,31	
10. ASSISTANCE TO PASSENGERS WITH REDUCE MOBILITY (c)				
Per departing passenger	0,46	0,46	0,40	

NOTE

(a) - The parking charge is not due for the first 90 minutes after landing and 90 minutes before take-off.

(b) - Value currently received by the Airport Manager.

(c) - The invoice of this charge will follow the invoicing rules, including exemptions, applicable to passenger service charge. This charge is not applied to General Aviation.

(d) - Value to recover the Miscalculation adjustment from 2014

FARO AIRPORT

2015 REGULATED CHARGES TABLE

CHARGES	JANUARY FEBRUARY DECEMBER 2015	MARCH; NOVEMBER 2015	APRIL TO OCTOBER 2015	JANUARY; FEBRUARY; DECEMBER 2016	MARCH; NOVEMBER 2016	APRIL TO OCTOBER 2016
1. LANDING/TAKE-OFF						
Aircrafts up to 25 tonnes, per tonne	2,30	3,45	5,11	2,30	3,45	4,75
25 to 75 tonnes, per tonne above 25 tonnes	2,80	4,19	6,21	2,80	4,19	5,77
75 to 150 tonnes, per tonne above 75 tonnes	3,29	4,93	7,30	3,29	4,93	6,79
over 150 tonnes, per tonne above 150 tonnes	2,80	4,19	6,21	2,80	4,19	5,77
Minimum charge per landing	46,01	69,01	102,23	46,01	69,01	94,98
2. PARKING						
2.1. Traffic Areas (a):						
All aircrafts (per tonne and per 24h or fraction)	1,56	1,56	1,56	1,58	1,58	1,58
2.2. Surcharge (per 15 minutes or fraction)	46,78	46,78	46,78	47,30	46,78	46,78
2.3. Air Bridges (GPS included)						
1 Air bridge, per minute	2,80	2,80	2,80	2,83	2,83	2,83
2 Air bridge, per minute	4,66	4,66	4,66	4,71	4,71	4,71
3. HANGAR (per tonne and per 24h or fraction)	3,14	3,14	3,14	3,17	3,17	3,17
4. AERODROME OPENING						
(Per 2 hours or fraction)						
Continuity/ Anticipation	662,23	662,23	662,23	669,61	669,61	669,61
Commercial opening	1072,21	1072,21	1072,21	1084,15	1084,15	1084,15
Emergency reopening - not legally imposed	662,23	662,23	662,23	669,61	669,61	669,61
5. PASSENGER SERVICE (per departing passenger)						
Flights inside Schengen Area	7,89	7,89	7,89	8,23	8,23	8,23
Intra EU flights outside Schengen Area	10,26	10,26	10,26	10,62	10,62	10,62
International flights	14,02	14,02	14,02	14,43	14,43	14,43
6. PASSENGER HANDLING (per check-in desk)						
First hour or fraction	6,34	6,34	6,34	6,42	6,42	6,41
For the following 15 minutes or fraction	1,55	1,55	1,55	1,57	1,57	1,57
7. BAGGAGE HANDLING						
Per embarked baggage processed at the sorting baggage system	0,35	0,35	0,35	0,35	0,35	0,35
8. CUPPS (Common Use Processing Passenger System) & CUSS (Common Use Self-Service)						
Per departing passenger	0,188	0,188	0,188	0,188	0,188	0,188
9. BRS – Baggage Reconciliation System						
Per baggage processed at the system	0,084	0,084	0,084	0,084	0,084	0,084
10. SECURITY (b) (per departing passenger)						
Flights inside Schengen Area	2,50	2,50	2,50	2,31	2,31	2,31
Intra EU flights outside Schengen Area	2,50	2,50	2,50	2,31	2,31	2,31
International flights	2,50	2,50	2,50	2,31	2,31	2,31
11. ASSISTANCE TO PASSENGERS WITH REDUCE MOBILITY (c)						
Per departing passenger	0,46	0,46	0,46	0,40	0,40	0,40

NOTE:

(a) - The parking charge is not due for the first 90 minutes after landing and 90 minutes before take-off.

(b) - Value currently received by the Airport Manager.

(c) - The invoice of this charge will follow the invoicing rules, including exemptions, applicable to passenger service charge. This charge is not applied to General Aviation.

AZORES AIRPORTS

2015 REGULATED CHARGES TABLE

CHARGES	JANUARY 2015	JANUARY 2016
1. LANDING/TAKE-OFF		
Aircrafts up to 25 tonnes, per tonne	3,07	3,10
25 to 75 tonnes, per tonne above 25 tonnes	3,76	3,79
over 75 to 150 tonnes, per tonne above 75 tonnes	4,42	4,46
Technical Stops Santa Maria Airport - value per tonne	1,00	1,01
Technical Stops other airports - value per tonne	3,33	3,36
2. PARKING		
2. PARKING		
2.1. Traffic Areas (a)	1,46	1,47
All aircrafts (per tonne and per 24h or fraction)	43,92	44,33
2.2. Surcharge (per 15 minutes or fraction)		
2.3. GPS (Ground Power System)	0,65	0,66
3. HANGAR (per tonne and per 24h or fraction)	2,95	2,95
4. AERODROME OPENING (Per 2 hours or fraction)		
4.1. Ponta Delgada and Santa Maria Airports		
Continuity/ Anticipation	621,71	627,47
Commercial opening	684,90	691,24
Emergency reopening - not legally imposed	621,71	627,47
4.2. Horta Airport		
Continuity/ Anticipation	309,71	312,58
Commercial opening	536,07	541,03
Emergency reopening - not legally imposed	369,24	372,66
4.3. Flores Airport		
Continuity/ Anticipation	249,52	251,83
Commercial opening	428,83	432,80
Emergency reopening - not legally imposed	369,24	372,66
5. PASSENGER SERVICE (per departing passenger)		
Flights inside Schengen Area	6,81	7,12
Intra EU flights outside Schengen Area	11,05	11,40
International flights	15,05	15,44
6. PASSENGER HANDLING (per check-in desk)		
First hour or fraction	5,70	5,75
Next 1/2 hours or fraction	2,89	2,92
Per month	865,56	873,58
7. BAGGAGE HANDLING		
Per embarked baggage processed at the sorting baggage system	0,33	0,33
8. CUPPS (Common Use Processing Passenger System) & CUSS (Common Use Self-Service)		
Per departing passenger	0,188	0,188
9. BRS – Baggage Reconciliation System		
Per baggage processed at the system	0,084	0,084
10. SECURITY (b)		
Flights inside Schengen Area	2,50	2,31
Intra EU flights outside Schengen Area	2,50	2,31
International flight	2,50	2,31
11. ASSISTANCE TO PASSENGERS WITH REDUCE MOBILITY (c)		
Per departing passenger	0,46	0,40

NOTE:

(a) - The parking charge is not due for the first 90 minutes after landing and 90 minutes before take-off.

(b) - Value currently received by the Airport Manager.

(c) - The invoice of this charge will follow the invoicing rules, including exemptions, applicable to passenger service charge. This charge is not applied to General Aviation.

MADEIRA AIRPORTS

2015 REGULATED CHARGES TABLE

CHARGES	JANUARY 2015	JANUARY 2016
1. LANDING/TAKE-OFF		
Flights between Madeira / Porto Santo		
Aircrafts up to 25 tonnes, per tonne	6,31	6,31
25 to 75 tonnes, per tonne above 25 tonnes	7,66	7,66
over 75 to 150 tonnes, per tonne above 75 tonnes	9,02	9,02
Other flights		
Aircrafts up to 25 tonnes, per tonne	9,02	9,02
25 to 75 tonnes, per tonne above 25 tonnes	10,95	10,95
over 75 to 150 tonnes, per tonne above 75 tonnes	12,88	12,88
Minimum charge per operation - night operations	177,70	177,70
2. PARKING		
2.1. Traffic Areas (a) (per tonne and per 24h or fraction)	1,43	1,43
2.2. Maintenance areas (a) (per tonne and per 24h or fraction)	1,05	1,05
2.3. Surcharge (per 15 minutes or fraction)	42,79	42,79
3. HANGAR (per tonne and per 24h or fraction)	2,91	2,91
4. PASSENGER SERVICE (per departing passenger)		
Flights between Madeira / Porto Santo	11,43	11,43
Flights inside Schengen Area	14,27	14,27
Intra EU flights outside Schengen Area	17,86	17,86
International flights	23,81	23,81
5. PASSENGER HANDLING (per check-in desk)		
VMUSE system not included		
First hour or fraction	5,42	5,42
Next 1/2 hours or fraction	2,64	2,64
Per month	830,03	830,03
6. BAGGAGE HANDLING		
Per embarked baggage processed at the sorting baggage system	0,36	0,36
7. CUPPS (Common Use Processing Passenger System) & CUSS (Common Use Self-Service)		
Per departing passenger	0,188	0,188
8. BRS – Baggage Reconciliation System		
Per baggage processed at the system	0,084	0,084
9. SECURITY (b) (per departing passenger)		
Flights inside Schengen Area	2,50	2,31
Intra EU flights outside Schengen Area	2,50	2,31
International flights	2,50	2,31
10. ASSISTANCE TO PASSENGERS WITH REDUCE MOBILITY (c)		
Per departing passenger	0,46	0,40

NOTE

(a) - The parking charge is not due for the first 90 minutes after landing and 90 minutes before take-off.

(b) - Value currently received by the Airport Manager.

(c) - The invoice of this charge will follow the invoicing rules, including exemptions, applicable to passenger service charge. This charge is not applied to General Aviation.

BEJA AIRPORTS

2015 REGULATED CHARGES TABLE

CHARGES	JANUARY 2016	JANUARY 2015
1. PARKING		
1.1. Traffic Areas (a)		
All aircrafts (per tonne and per 24h or fraction)	1,46	1,46
1.2. Surcharge (per 15 minutes or fraction)	43,92	43,92
1.3. Maintenance areas (per tonne and per 24h or fraction)		
up to 12 weeks	1,08	1,08
after 12 weeks	1,46	1,46
2. HANGAR (per tonne and per 24h or fraction)	2,95	2,95
3. PASSENGER SERVICE (per departing passenger)		
Flights inside Schengen Area	7,25	7,50
Intra EU flights outside Schengen Area	9,19	9,44
International flights	12,32	12,57
4. PASSENGER HANDLING (per check-in desk)		
First hour or fraction	5,94	5,94
Next 1/2 hours or fraction	2,89	2,89
Per month	911,12	911,12
5. BAGGAGE HANDLING		
Per embarked baggage processed at the sorting baggage system	0,33	0,33
6. SECURITY (b) (per departing passenger)		
Flights inside Schengen Area	2,50	2,31
Intra EU flights outside Schengen Area	2,50	2,31
International flights	2,50	2,31
7. ASSISTANCE TO PASSENGERS WITH REDUCE MOBILITY (c)		
Per departing passenger	0,46	0,40

NOTE:

(a) - The parking charge is not due for the first 90 minutes after landing and 90 minutes before take-off.

(b) - Value currently received by the Airport Manager.

(c) - The invoice of this charge will follow the invoicing rules, including exemptions, applicable to passenger service charge. This charge is not applied to General Aviation.